

GT8-MAX

All the power and versatility you could need from a geotechnical drill rig. It's efficient, fast, and robust with best-in-class torque and the fastest combined speed.



SPECIFICATIONS

Max. torque	12,516 ft-lb (4,173.05 kg)
Max. rotation speed	851 rpm
Push and pull capacity	44,000 lb (19,958 kg)
Head sliding clearance	16 in (406 mm)
Front-rear slide mast	10 in (254 mm)
NWL diamond core drilling capacity	1,600 ft (500 m) with deep core winch option
Performance may vary with use of PTO configuration	

FEATURES AND BENEFITS

- Best-in-class torque - Max. speed combo
- Best-in-class for depth in NWL core
- Reliable and simple components for affordable maintenance and continued operations under all conditions

STRONGER AND **STRONGER**

GT8-MAX

GEOTECHNICAL DRILL RIG

Power unit

Diesel engine (standard) Cat C3.6 Tier 4 Stage 5 / or PTO Driven

Hydraulic system

Hydraulic pump (2) (max. L/min - gal/min) (max. psi - bar)	191 L/min (42 US gal/min) @ 2,400 rpm (4,000 psi [310 bar])
Variable volume hydraulic oil tank	1,300 cc
Oil heat exchanger	Air cooling
Filtration	10 micron filter on return line
Leveling jacks (4)	42 in (1,067 mm) stroke
Horsepower	134 hp (100 kW) 2,400 rpm
Operation angle	45 to 90 degrees

Rotary head

Final drive	HV 80-4 chain in an oil bath
Hydraulic motor	80 cc
Transmission	Equipped with 2 x 2 speeds transmissions
Rotary head ratio	2.1:1
Lubrication	Pump-pressurized with filter
Speed	0 to 837 rpm

4-Speed transmission

Speed	RPM	Torque
1st	0-29	12,516 ft-lb (16,972 Nm) @ 450 rpm
2nd	0-113	3,217 ft-lb (4,362 Nm) @ 130 rpm
3rd	0-244	1,492 ft-lb (4,905 Nm) @ 116 rpm
4th	0-951	386 ft-lb (520 Nm) @ 34 rpm

Short Stroke Mast (Feed with 11 ft. stroke is available)

Head stroke	78 in (1.98 m) telescopic cylinder
Dump mast	36 in (910 mm)
Head sliding clearance	16 in (406 mm) hydraulically
Push and pull speed	0-135 ft/min (0-41 m/min) @ 4,000 psi
Push and pull capacity	26,000 lb (12,700 kg) @ 4,000 psi
Possible angle	45 to 90 degrees
Front-rear slide mast	10 in (406 mm) displacement
Left-right slide mast	6 in (152 mm) displacement

Long Stroke Option

Head stroke	132 in (3.35 m) hydraulically
Head sliding clearance	16 in (406 mm) Hydraulically
Push and pull speed	0-130 ft/min (0-41 m/min) @ 4,000 psi
Push and pull capacity	44,000 lb (19,958 kg) @ 4,000 psi

Long Stroke Option

Possible angle	45 to 90 degrees
Front-rear slide mast	10 in (254 mm) displacement
Left-right slide mast	6 in (152 mm) displacement

* Wireline hoist

Cable capacity (3/16 in / 1/4 in)	1,600 ft (500 m)
-----------------------------------	------------------

* Main hoist

Capacity	9,000 lb (4,082 kg)
Cable diameter	1/2 in (12.7 mm)
Cable capacity	100 ft (30 m)

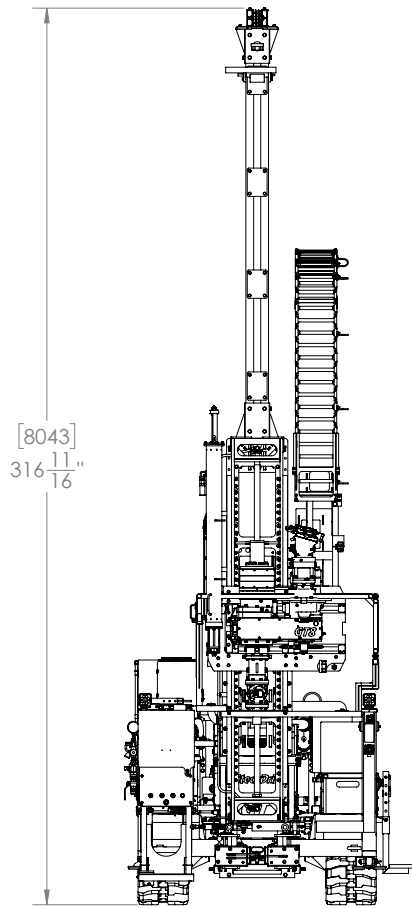

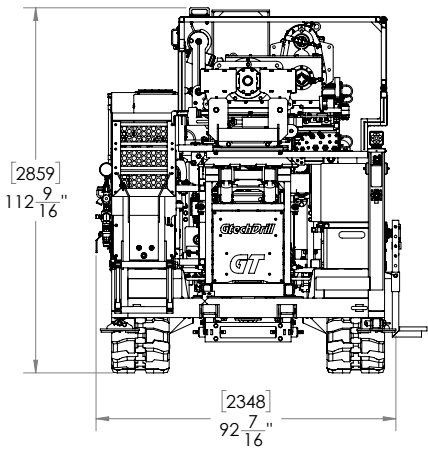
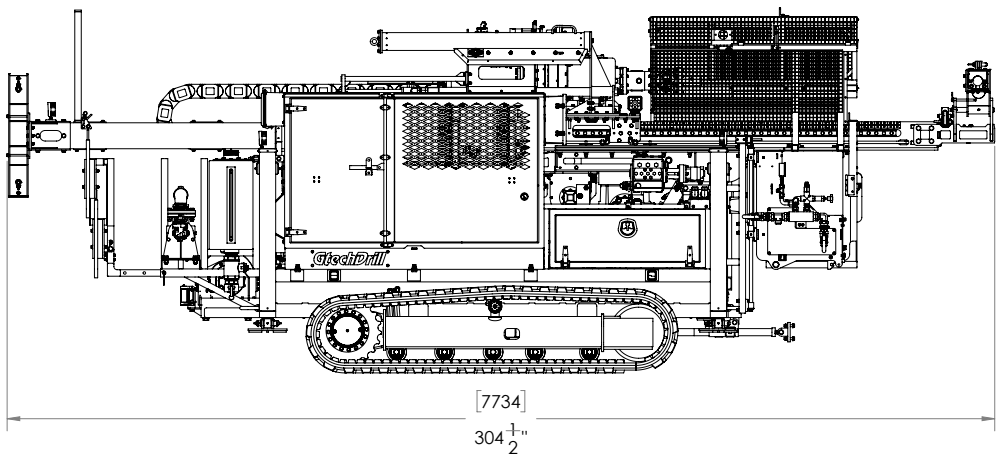
* Auxiliary hoist

Capacity	3,000 lb (1,360 kg) 1,200 lb fast hoist available
Cable diameter	3/8 in (9.52 mm)
Cable capacity	100 ft (30 m)

ALSO AVAILABLE (* OPTIONS)

- Hydraulically operated SPT automatic hammer
140 lb (64 kg) or 340 lb (154 kg)
- Auger guide frame with variety of removable guide
- Hydraulic breakout wrench
- Water pump type: Triplex, Progressive cavity
and/or peristaltic
- Large Rubber Track carrier available with blade
and rod rack option
- Rod rack options
- Wiggle tail
- Water tank options available
- Tool boxes
- Swing out auger rack
- On deck rod storage
- Safety driver hoist
- Wireline winch with 1,200 lb (545 kg) capacity
- Automatic chuck
- Security cage

DIMENSIONS (FOR REFERENCE ONLY, OTHER OPTIONS AVAILABLE)



STRONGER **AND** STRONGER

Distributor:



110 Jacques-Bibeau St., Rouyn-Noranda, QC J9Y 0A3, Canada

1 819 762-9645 info@mbiglobal.ca